



Location: CMA1b - Oil Street Site Office

Report on 24-hour TSP monitoring

Action Level ($\mu\text{g}/\text{m}^3$) - 176.7

Limit Level ($\mu\text{g}/\text{m}^3$) - 260

Date	Sampling Time	Weather Condition	Filter paper no.	Filter Weight, g		Elapse Time, hr		Sampling Time, hr	Flow Rate, m^3/min			Total Volume, m^3	TSP Level, $\mu\text{g}/\text{m}^3$
				Initial	Final	Initial	Final		Initial, Q_{si}	Final, Q_{sf}	Average		
29-Mar-16	8:00	Cloudy	014878	2.7991	3.1109	7899.00	7923.00	24.00	1.24	1.23	1.24	1779	175.3
1-Apr-16	8:00	Cloudy	014883	2.8365	3.0864	7926.05	7950.05	24.00	1.18	1.18	1.18	1698	147.2
7-Apr-16	8:00	Cloudy	015087	2.7405	2.8648	7953.05	7977.05	24.00	1.17	1.17	1.17	1690	73.6
14-Apr-16	14:02	Cloudy	015249	2.8131	2.8797	7989.92	8013.92	24.00	1.17	1.18	1.18	1693	39.3
19-Apr-16	8:00	Cloudy	015246	2.8066	2.9614	8013.92	8037.92	24.00	1.18	1.18	1.18	1698	91.2
25-Apr-16	8:00	Rainy	015299	2.8251	2.8849	8040.92	8064.92	24.00	1.17	1.17	1.17	1684	35.5

Remarks: Due to interruption of electricity, the 24hr TSP monitoring was rescheduled from 13 April 2016 to 14 April 2016.

Report on 1-hour TSP monitoring

Action Level ($\mu\text{g}/\text{m}^3$) - 320.1

Limit Level ($\mu\text{g}/\text{m}^3$) - 500

Date	Sampling Time	Weather Condition	Filter paper no.	Filter Weight, g		Elapse Time, hr		Sampling Time, hr	Flow Rate, m^3/min			Total Volume, m^3	TSP Level, $\mu\text{g}/\text{m}^3$
				Initial	Final	Initial	Final		Initial, Q_{si}	Final, Q_{sf}	Average		
30-Mar-16	9:50	Cloudy	014869	2.8332	2.8448	7923.00	7924.00	1.00	1.18	1.18	1.18	71	163.5
30-Mar-16	11:00	Cloudy	014860	2.8311	2.8442	7924.00	7925.00	1.00	1.18	1.18	1.18	71	184.6
30-Mar-16	13:00	Cloudy	015006	2.8027	2.8212	7925.00	7926.00	1.00	1.18	1.18	1.18	71	260.7
2-Apr-16	8:50	Cloudy	014963	2.7818	2.7988	7950.05	7951.05	1.00	1.18	1.18	1.18	71	240.1
2-Apr-16	10:15	Cloudy	014960	2.7719	2.7844	7951.05	7952.05	1.00	1.18	1.18	1.18	71	176.5
2-Apr-16	13:00	Cloudy	015184	2.8301	2.8412	7952.05	7953.05	1.00	1.18	1.18	1.18	71	156.8
8-Apr-16	9:10	Cloudy	015179	2.8231	2.8329	7977.05	7978.05	1.00	1.17	1.17	1.17	70	139.3
8-Apr-16	10:55	Cloudy	015170	2.8268	2.8334	7978.05	7979.05	1.00	1.17	1.17	1.17	70	93.8
8-Apr-16	13:00	Cloudy	015173	2.8403	2.8501	7979.05	7980.05	1.00	1.17	1.17	1.17	70	139.3
14-Apr-16	9:45	Cloudy	015256	2.8066	2.8113	7986.92	7987.92	1.00	1.17	1.17	1.17	70	66.7
14-Apr-16	11:00	Cloudy	015253	2.8333	2.8380	7987.92	7988.92	1.00	1.17	1.17	1.17	70	66.7
14-Apr-16	13:00	Cloudy	015250	2.8200	2.8279	7988.92	7989.92	1.00	1.17	1.17	1.17	70	112.2
20-Apr-16	9:05	Cloudy	015322	2.8410	2.8512	8037.92	8038.92	1.00	1.18	1.18	1.18	71	144.3
20-Apr-16	10:55	Cloudy	015319	2.8439	2.8540	8038.92	8039.92	1.00	1.18	1.18	1.18	71	142.9
20-Apr-16	14:00	Cloudy	015316	2.8335	2.8407	8039.92	8040.92	1.00	1.18	1.18	1.18	71	101.9
26-Apr-16	9:15	Cloudy	015424	2.8473	2.8496	8064.92	8065.92	1.00	1.17	1.17	1.17	70	32.8
26-Apr-16	11:00	Cloudy	015422	2.8543	2.8563	8065.92	8066.92	1.00	1.17	1.17	1.17	70	28.5
26-Apr-16	15:00	Cloudy	015418	2.8502	2.8550	8066.92	8067.92	1.00	1.17	1.17	1.17	70	68.5



Location: CMA2a - Causeway Bay Community Centre

Report on 24-hour TSP monitoring

Action Level ($\mu\text{g}/\text{m}^3$) - 169.5

Limit Level ($\mu\text{g}/\text{m}^3$) - 260

Date	Sampling Time	Weather Condition	Filter paper no.	Filter Weight, g		Elapse Time, hr		Sampling Time, hr	Flow Rate, m^3/min			Total Volume, m^3	TSP Level, $\mu\text{g}/\text{m}^3$
				Initial	Final	Initial	Final		Initial, Q_{si}	Final, Q_{sf}	Average		
29-Mar-16	8:00	Cloudy	014879	2.8246	3.0128	17548.45	17572.45	24.00	1.28	1.28	1.28	1844	102.0
1-Apr-16	8:00	Cloudy	015038	2.7276	2.9065	17575.46	17599.46	24.00	1.22	1.22	1.22	1761	101.6
7-Apr-16	8:00	Cloudy	015133	2.8020	3.0042	17602.46	17626.46	24.00	1.14	1.14	1.14	1642	123.1
13-Apr-16	8:00	Rainy	015162	2.8218	2.8954	17629.46	17653.46	24.00	1.19	1.19	1.19	1716	42.9
19-Apr-16	8:00	Cloudy	015270	2.8639	2.9842	17656.46	17680.46	24.00	1.20	1.20	1.20	1725	69.7
25-Apr-16	8:00	Rainy	015309	2.8402	2.9074	17683.46	17707.46	24.00	1.14	1.14	1.14	1636	41.1

Report on 1-hour TSP monitoring

Action Level ($\mu\text{g}/\text{m}^3$) - 323.4

Limit Level ($\mu\text{g}/\text{m}^3$) - 500

Date	Sampling Time	Weather Condition	Filter paper no.	Filter Weight, g		Elapse Time, hr		Sampling Time, hr	Flow Rate, m^3/min			Total Volume, m^3	TSP Level, $\mu\text{g}/\text{m}^3$
				Initial	Final	Initial	Final		Initial, Q_{si}	Final, Q_{sf}	Average		
30-Mar-16	9:57	Cloudy	015053	2.7693	2.7836	17572.45	17573.45	1.00	1.28	1.28	1.28	77	186.4
30-Mar-16	13:00	Cloudy	015048	2.7513	2.7621	17573.45	17574.45	1.00	1.15	1.15	1.15	69	156.6
30-Mar-16	14:15	Cloudy	015043	2.7810	2.7936	17574.45	17575.45	1.00	1.28	1.28	1.28	77	164.3
2-Apr-16	8:08	Cloudy	014921	2.7953	2.8082	17599.46	17600.46	1.00	1.20	1.20	1.20	72	179.4
2-Apr-16	9:12	Cloudy	014917	2.7808	2.7952	17600.46	17601.46	1.00	1.20	1.20	1.20	72	200.2
2-Apr-16	13:00	Cloudy	015139	2.8172	2.8364	17601.46	17602.46	1.00	1.20	1.20	1.20	72	267.0
8-Apr-16	9:15	Cloudy	015097	2.7748	2.7842	17626.46	17627.46	1.00	1.14	1.14	1.14	68	137.5
8-Apr-16	10:57	Cloudy	015094	2.7714	2.7801	17627.46	17628.46	1.00	1.14	1.14	1.14	68	127.2
8-Apr-16	13:00	Cloudy	015122	2.8047	2.8103	17628.46	17629.46	1.00	1.14	1.14	1.14	68	81.9
14-Apr-16	9:49	Cloudy	015278	2.8353	2.8434	17653.46	17654.46	1.00	1.14	1.14	1.14	68	118.3
14-Apr-16	11:00	Cloudy	015275	2.8383	2.8437	17654.46	17655.46	1.00	1.19	1.19	1.19	72	75.5
14-Apr-16	13:00	Cloudy	015272	2.8533	2.8610	17655.46	17656.46	1.00	1.14	1.14	1.14	68	112.5
20-Apr-16	9:17	Cloudy	015259	2.8275	2.8364	17680.46	17681.46	1.00	1.20	1.20	1.20	72	124.0
20-Apr-16	10:56	Cloudy	015292	2.8109	2.8188	17681.46	17682.46	1.00	1.17	1.17	1.17	70	112.5
20-Apr-16	14:02	Cloudy	015296	2.8162	2.8240	17682.46	17683.46	1.00	1.15	1.15	1.15	69	113.5
26-Apr-16	9:42	Cloudy	015438	2.8258	2.8282	17707.46	17708.46	1.00	1.24	1.24	1.24	74	32.3
26-Apr-16	13:00	Cloudy	015433	2.8211	2.8243	17708.46	17709.46	1.00	1.24	1.24	1.24	74	43.1
26-Apr-16	15:01	Cloudy	015327	2.8392	2.8421	17709.46	17710.46	1.00	1.19	1.19	1.19	71	40.8



Location: CMA3a - CWB PRE Site Office Area

Report on 24-hour TSP monitoring

Action Level ($\mu\text{g}/\text{m}^3$) - 171

Limit Level ($\mu\text{g}/\text{m}^3$) - 260

Date	Sampling Time	Weather Condition	Filter paper no.	Filter Weight, g		Elapse Time, hr		Sampling Time, hr	Flow Rate, m^3/min			Total Volume, m^3	TSP Level, $\mu\text{g}/\text{m}^3$
				Initial	Final	Initial	Final		Initial, Q_{si}	Final, Q_{sf}	Average		
1-Apr-16	8:00	Cloudy	015007	2.7855	3.0054	5042.18	5066.18	24.00	1.61	1.61	1.61	2322	94.7
2-Apr-16	14:25	Cloudy	015186	2.8387	2.9972	5070.06	5094.06	24.00	1.61	1.61	1.61	2318	68.4
7-Apr-16	8:00	Cloudy	015088	2.7389	2.8700	5094.07	5118.07	24.00	1.41	1.41	1.41	2035	64.4
13-Apr-16	8:00	Rainy	015171	2.8098	2.9081	5121.07	5145.07	24.00	1.56	1.56	1.56	2253	43.6
19-Apr-16	8:00	Cloudy	015248	2.7993	2.9292	5148.07	5172.07	24.00	1.50	1.50	1.50	2157	60.2
25-Apr-16	8:00	Rainy	015300	2.8153	2.9017	5175.08	5199.08	24.00	1.56	1.56	1.56	2241	38.5

Remarks: Due to interruption of electricity, the 24hr TSP monitoring was rescheduled from 29 March and 1 April 2016 to 1 and 2 April 2016 respectively.

Report on 1-hour TSP monitoring

Action Level ($\mu\text{g}/\text{m}^3$) - 311.3

Limit Level ($\mu\text{g}/\text{m}^3$) - 500

Date	Sampling Time	Weather Condition	Filter paper no.	Filter Weight, g		Elapse Time, hr		Sampling Time, hr	Flow Rate, m^3/min			Total Volume, m^3	TSP Level, $\mu\text{g}/\text{m}^3$
				Initial	Final	Initial	Final		Initial, Q_{si}	Final, Q_{sf}	Average		
30-Mar-16	8:03	Cloudy	014880	2.8258	2.8523	5039.18	5040.18	1.00	1.44	1.44	1.44	87	306.0
30-Mar-16	9:35	Cloudy	014870	2.8045	2.8157	5040.18	5041.18	1.00	1.41	1.41	1.41	84	132.7
30-Mar-16	10:50	Cloudy	014867	2.8536	2.8662	5041.18	5042.18	1.00	1.41	1.41	1.41	84	149.3
2-Apr-16	8:35	Cloudy	014964	2.7860	2.7955	5067.06	5068.06	1.00	1.40	1.40	1.40	84	112.9
2-Apr-16	10:00	Cloudy	014961	2.7705	2.7799	5068.06	5069.06	1.00	1.29	1.29	1.29	77	121.4
2-Apr-16	13:00	Cloudy	015183	2.8312	2.8394	5069.06	5070.06	1.00	1.40	1.40	1.40	84	97.5
8-Apr-16	9:00	Cloudy	015180	2.8263	2.8301	5118.07	5119.07	1.00	1.20	1.20	1.20	72	52.6
8-Apr-16	10:30	Cloudy	015177	2.8262	2.8357	5119.07	5120.07	1.00	1.35	1.35	1.35	81	117.0
8-Apr-16	13:00	Cloudy	015174	2.8417	2.8455	5120.07	5121.07	1.00	1.35	1.35	1.35	81	46.8
14-Apr-16	9:10	Cloudy	015257	2.8219	2.8274	5145.07	5146.07	1.00	1.39	1.39	1.39	83	65.9
14-Apr-16	10:45	Cloudy	015254	2.8331	2.8386	5146.07	5147.07	1.00	1.35	1.35	1.35	81	67.7
14-Apr-16	13:00	Cloudy	015251	2.8391	2.8478	5147.07	5148.07	1.00	1.39	1.39	1.39	83	104.2
20-Apr-16	8:45	Cloudy	015323	2.8462	2.8527	5172.07	5173.07	1.00	1.36	1.36	1.36	82	79.6
20-Apr-16	10:25	Cloudy	015320	2.8309	2.8368	5173.07	5174.07	1.00	1.29	1.29	1.29	77	76.4
20-Apr-16	13:50	Cloudy	015317	2.8523	2.8596	5174.07	5175.07	1.00	1.36	1.36	1.36	82	89.4
26-Apr-16	9:00	Cloudy	012822	2.8687	2.8730	5199.08	5200.08	1.00	1.35	1.35	1.35	81	53.3
26-Apr-16	14:02	Cloudy	012820	2.8692	2.8733	5200.08	5201.08	1.00	1.20	1.20	1.20	72	57.0
26-Apr-16	15:06	Cloudy	012821	2.8792	2.8862	5201.08	5202.08	1.00	1.35	1.35	1.35	81	86.7



Location: CMA4a - SPCA

Report on 24-hour TSP monitoring

Action Level ($\mu\text{g}/\text{m}^3$) - 171.2
Limit Level ($\mu\text{g}/\text{m}^3$) - 260

Date	Sampling Time	Weather Condition	Filter paper no.	Filter Weight, g		Elapse Time, hr		Sampling Time, hr	Flow Rate, m^3/min			Total Volume, m^3	TSP Level, $\mu\text{g}/\text{m}^3$
				Initial	Final	Initial	Final		Initial, Q_{si}	Final, Q_{sf}	Average		
29-Mar-16	8:00	Cloudy	014881	2.8231	3.0204	21824.18	21848.18	24.00	1.43	1.43	1.43	2059	95.8
1-Apr-16	8:00	Cloudy	015040	2.7572	2.9183	21851.18	21875.18	24.00	1.42	1.42	1.42	2047	78.7
7-Apr-16	8:00	Cloudy	015134	2.7992	2.8250	21878.18	21902.18	24.00	1.49	1.49	1.49	2143	12.0
13-Apr-16	8:00	Rainy	015161	2.7804	2.8585	21905.18	21929.18	24.00	1.41	1.41	1.41	2036	38.4
19-Apr-16	8:00	Cloudy	015269	2.8485	2.9708	21932.18	21956.18	24.00	1.50	1.50	1.50	2157	56.7
25-Apr-16	8:00	Rainy	015310	2.8546	2.8898	21959.18	21983.18	24.00	1.41	1.41	1.41	2025	17.4

Report on 1-hour TSP monitoring

Action Level ($\mu\text{g}/\text{m}^3$) - 312.5
Limit Level ($\mu\text{g}/\text{m}^3$) - 500

Date	Sampling Time	Weather Condition	Filter paper no.	Filter Weight, g		Elapse Time, hr		Sampling Time, hr	Flow Rate, m^3/min			Total Volume, m^3	TSP Level, $\mu\text{g}/\text{m}^3$
				Initial	Final	Initial	Final		Initial, Q_{si}	Final, Q_{sf}	Average		
30-Mar-16	9:28	Cloudy	015055	2.7831	2.7923	21848.18	21849.18	1.00	1.58	1.58	1.58	95	97.1
30-Mar-16	10:58	Cloudy	015050	2.7646	2.7753	21849.18	21850.18	1.00	1.58	1.58	1.58	95	113.0
30-Mar-16	13:00	Cloudy	015045	2.7671	2.7775	21850.18	21851.18	1.00	1.58	1.58	1.58	95	109.8
2-Apr-16	8:40	Cloudy	014922	2.7997	2.8085	21875.18	21876.18	1.00	1.42	1.42	1.42	85	103.1
2-Apr-16	9:55	Cloudy	014918	2.7928	2.8028	21876.18	21877.18	1.00	1.50	1.50	1.50	90	111.2
2-Apr-16	10:59	Cloudy	015138	2.8246	2.8334	21877.18	21878.18	1.00	1.50	1.50	1.50	90	97.9
8-Apr-16	10:42	Cloudy	015098	2.7836	2.7907	21902.18	21903.18	1.00	1.45	1.45	1.45	87	81.6
8-Apr-16	13:00	Cloudy	015123	2.8074	2.8128	21903.18	21904.18	1.00	1.41	1.41	1.41	85	63.7
8-Apr-16	14:40	Cloudy	015163	2.8218	2.8259	21904.18	21905.18	1.00	1.41	1.41	1.41	85	48.4
14-Apr-16	9:34	Cloudy	015279	2.8349	2.8385	21929.18	21930.18	1.00	1.41	1.41	1.41	85	42.4
14-Apr-16	10:47	Cloudy	01526	2.8371	2.8423	21930.18	21931.18	1.00	1.41	1.41	1.41	85	61.3
14-Apr-16	13:00	Cloudy	015273	2.8538	2.8610	21931.18	21932.18	1.00	1.41	1.41	1.41	85	84.9
20-Apr-16	9:10	Cloudy	015260	2.8250	2.8295	21956.18	21957.18	1.00	1.42	1.42	1.42	85	52.8
20-Apr-16	10:26	Cloudy	015291	2.8137	2.8196	21957.18	21958.18	1.00	1.42	1.42	1.42	85	69.2
20-Apr-16	13:48	Cloudy	015295	2.8218	2.8286	21958.18	21959.18	1.00	1.42	1.42	1.42	85	79.8
26-Apr-16	8:32	Cloudy	015439	2.8343	2.8373	21983.18	21984.18	1.00	1.41	1.41	1.41	84	35.6
26-Apr-16	10:57	Cloudy	015435	2.8108	2.8135	21984.18	21985.18	1.00	1.41	1.41	1.41	84	32.0
26-Apr-16	14:38	Cloudy	015431	2.8443	2.8464	21985.18	21986.18	1.00	1.41	1.41	1.41	84	24.9



Location: CMA5b - Pedestrian Plaza

Report on 24-hour TSP monitoring
Action Level ($\mu\text{g}/\text{m}^3$) - 181
Limit Level ($\mu\text{g}/\text{m}^3$) - 260

Date	Sampling Time	Weather Condition	Filter paper no.	Filter Weight, g		Elapse Time, hr		Sampling Time, hr	Flow Rate, m^3/min			Total Volume, m^3	TSP Level, $\mu\text{g}/\text{m}^3$
				Initial	Final	Initial	Final		Initial, Q_{si}	Final, Q_{sf}	Average		
29-Mar-16	8:00	Cloudy	015009	2.8012	2.9880	6368.09	6392.09	24.00	0.76	0.71	0.73	1057	176.8
1-Apr-16	8:00	Cloudy	015041	2.7780	3.0358	6395.09	6419.09	24.00	0.97	1.05	1.01	1461	176.5
7-Apr-16	8:00	Cloudy	015135	2.8052	2.9718	6422.09	6446.09	24.00	0.66	0.66	0.66	948	175.8
14-Apr-16	16:35	Cloudy	015266	2.8654	2.9452	6452.09	6476.09	24.00	0.77	0.78	0.78	1119	71.3
19-Apr-16	8:00	Cloudy	015265	2.8700	3.0142	6476.09	6500.09	24.00	0.82	0.82	0.82	1183	121.9
25-Apr-16	8:00	Rainy	015311	2.8331	2.9191	6503.09	6527.09	24.00	0.81	0.80	0.80	1158	74.3

Remarks: Due to interruption of electricity, the 24hr TSP monitoring was rescheduled from 13 April 2016 to 14 April 2016.

Report on 1-hour TSP monitoring
Action Level ($\mu\text{g}/\text{m}^3$) - 332
Limit Level ($\mu\text{g}/\text{m}^3$) - 500

Date	Sampling Time	Weather Condition	Filter paper no.	Filter Weight, g		Elapse Time, hr		Sampling Time, hr	Flow Rate, m^3/min			Total Volume, m^3	TSP Level, $\mu\text{g}/\text{m}^3$
				Initial	Final	Initial	Final		Initial, Q_{si}	Final, Q_{sf}	Average		
30-Mar-16	9:14	Cloudy	015056	2.7703	2.7852	6392.09	6393.09	1.00	0.83	0.83	0.83	50	300.3
30-Mar-16	10:43	Cloudy	015051	2.7764	2.7921	6393.09	6394.09	1.00	0.83	0.83	0.83	50	316.4
30-Mar-16	13:00	Cloudy	015046	2.7657	2.7817	6394.09	6395.09	1.00	0.83	0.83	0.83	50	322.4
2-Apr-16	8:30	Cloudy	014885	2.8085	2.8170	6419.09	6420.09	1.00	0.82	0.82	0.82	49	172.2
2-Apr-16	9:46	Cloudy	014919	2.8085	2.8137	6420.09	6421.09	1.00	0.67	0.67	0.67	40	129.7
2-Apr-16	10:49	Cloudy	015137	2.8187	2.8298	6421.09	6422.09	1.00	0.82	0.82	0.82	49	224.8
8-Apr-16	8:46	Cloudy	015099	2.7845	2.7940	6446.09	6447.09	1.00	0.81	0.81	0.81	49	195.4
8-Apr-16	10:23	Cloudy	015095	2.7786	2.7872	6447.09	6448.09	1.00	0.77	0.77	0.77	46	185.7
8-Apr-16	13:00	Cloudy	015124	2.8206	2.8255	6448.09	6449.09	1.00	0.73	0.73	0.73	44	111.3
14-Apr-16	8:00	Cloudy	015120	2.8201	2.8441	6449.09	6450.09	1.00	0.81	0.81	0.81	49	492.5
14-Apr-16	14:00	Cloudy	015671	2.8592	2.8686	6450.09	6451.09	1.00	0.85	0.85	0.85	51	184.2
14-Apr-16	15:23	Cloudy	015268	2.8569	2.8627	6451.09	6452.09	1.00	0.74	0.74	0.74	44	131.4
20-Apr-16	8:46	Cloudy	015261	2.8312	2.8376	6500.09	6501.09	1.00	0.74	0.74	0.74	45	143.7
20-Apr-16	10:07	Cloudy	015290	2.8192	2.8301	6501.09	6502.09	1.00	0.82	0.82	0.82	49	221.7
20-Apr-16	13:11	Cloudy	015294	2.8088	2.8207	6502.09	6503.09	1.00	0.82	0.82	0.82	49	242.0
26-Apr-16	8:49	Cloudy	015440	2.8584	2.8635	6527.09	6528.09	1.00	0.80	0.80	0.80	48	105.8
26-Apr-16	10:34	Cloudy	015436	2.8258	2.8323	6528.09	6529.09	1.00	0.80	0.80	0.80	48	134.9
26-Apr-16	14:00	Cloudy	015419	2.8354	2.8401	6529.09	6530.09	1.00	0.80	0.80	0.80	48	97.5



Location: MA1e - International Finance Centre (Eastern Wing)

Report on 24-hour TSP monitoring

Action Level ($\mu\text{g}/\text{m}^3$) - 173.4

Limit Level ($\mu\text{g}/\text{m}^3$) - 260

Date	Sampling Time	Weather Condition	Filter paper no.	Filter Weight, g		Elapse Time, hr		Sampling Time, hr	Flow Rate, m^3/min			Total Volume, m^3	TSP Level, $\mu\text{g}/\text{m}^3$
				Initial	Final	Initial	Final		Initial, Q_{si}	Final, Q_{sf}	Average		
29-Mar-16	8:00	Cloudy	014981	2.7931	2.9591	18507.71	18531.71	24.00	1.28	1.27	1.27	1835	90.5
1-Apr-16	8:00	Cloudy	014864	2.8422	3.0083	18534.71	18558.71	24.00	1.26	1.27	1.27	1823	91.1
7-Apr-16	8:00	Cloudy	014969	2.8252	2.8960	18561.71	18585.71	24.00	1.26	1.26	1.26	1820	38.9
13-Apr-16	8:00	Rainy	015110	2.7706	2.8284	18588.71	18612.71	24.00	1.31	1.31	1.31	1887	30.6
19-Apr-16	8:00	Cloudy	015144	2.8100	2.9012	18615.71	18639.71	24.00	1.36	1.36	1.36	1962	46.5
25-Apr-16	8:00	Rainy	015241	2.7922	2.8652	18642.71	18666.71	24.00	1.33	1.33	1.33	1914	38.1

Report on 1-hour TSP monitoring

Action Level ($\mu\text{g}/\text{m}^3$) - 325.1

Limit Level ($\mu\text{g}/\text{m}^3$) - 500

Date	Sampling Time	Weather Condition	Filter paper no.	Filter Weight, g		Elapse Time, hr		Sampling Time, hr	Flow Rate, m^3/min			Total Volume, m^3	TSP Level, $\mu\text{g}/\text{m}^3$
				Initial	Final	Initial	Final		Initial, Q_{si}	Final, Q_{sf}	Average		
30-Mar-16	8:01	Cloudy	014978	2.8055	2.8173	18531.71	18532.71	1.00	1.27	1.27	1.27	76	154.6
30-Mar-16	9:02	Cloudy	014975	2.8213	2.8279	18532.71	18533.71	1.00	1.27	1.27	1.27	76	86.5
30-Mar-16	10:04	Cloudy	014972	2.8120	2.8201	18533.71	18534.71	1.00	1.27	1.27	1.27	76	106.1
2-Apr-16	8:02	Cloudy	015059	2.7547	2.7618	18558.71	18559.71	1.00	1.27	1.27	1.27	76	93.2
2-Apr-16	9:04	Cloudy	015062	2.7513	2.7572	18559.71	18560.71	1.00	1.27	1.27	1.27	76	77.4
2-Apr-16	10:06	Cloudy	015085	2.7774	2.7827	18560.71	18561.71	1.00	1.27	1.27	1.27	76	69.6
8-Apr-16	8:39	Cloudy	015119	2.8229	2.8275	18585.71	18586.71	1.00	1.26	1.26	1.26	76	60.7
8-Apr-16	9:42	Cloudy	015117	2.7933	2.7998	18586.71	18587.71	1.00	1.26	1.26	1.26	76	85.8
8-Apr-16	10:49	Cloudy	015113	2.7558	2.7597	18587.71	18588.71	1.00	1.26	1.26	1.26	76	51.5
14-Apr-16	8:01	Cloudy	015169	2.8412	2.8443	18612.71	18613.71	1.00	1.26	1.26	1.26	76	40.9
14-Apr-16	9:02	Cloudy	015150	2.7987	2.8019	18613.71	18614.71	1.00	1.26	1.26	1.26	76	42.2
14-Apr-16	10:04	Cloudy	015147	2.8054	2.8110	18614.71	18615.71	1.00	1.26	1.26	1.26	76	73.8
20-Apr-16	8:01	Cloudy	015141	2.8008	2.8052	18639.71	18640.71	1.00	1.27	1.27	1.27	76	57.8
20-Apr-16	9:02	Cloudy	015164	2.8266	2.8308	18640.71	18641.71	1.00	1.27	1.27	1.27	76	55.2
20-Apr-16	10:04	Cloudy	015243	2.8062	2.8100	18641.71	18642.71	1.00	1.27	1.27	1.27	76	49.9
26-Apr-16	8:04	Cloudy	015238	2.8075	2.8102	18666.71	18667.71	1.00	1.26	1.26	1.26	76	35.7
26-Apr-16	9:10	Cloudy	015235	2.8190	2.8211	18667.71	18668.71	1.00	1.28	1.28	1.28	77	27.3
26-Apr-16	10:14	Cloudy	015232	2.8301	2.8325	18668.71	18669.71	1.00	1.31	1.31	1.31	78	30.6



Location: MA1w - International Finance Centre (Western Wing)

Report on 24-hour TSP monitoring

Action Level ($\mu\text{g}/\text{m}^3$) - 173.4
Limit Level ($\mu\text{g}/\text{m}^3$) - 260

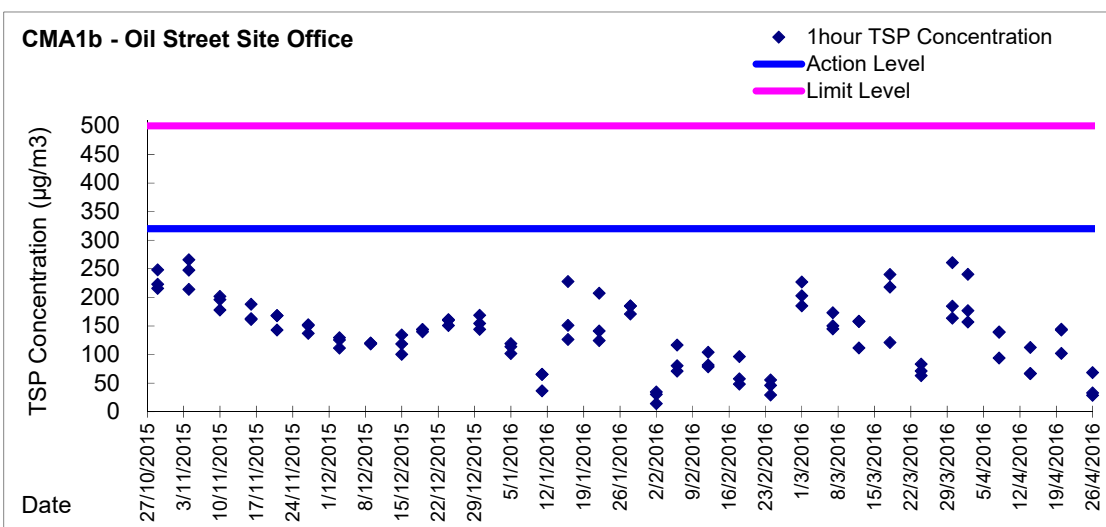
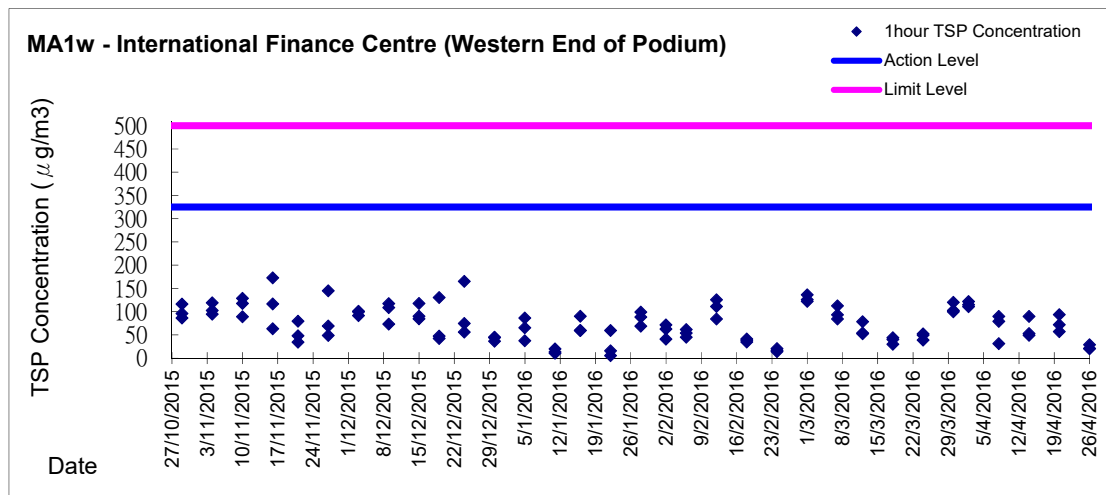
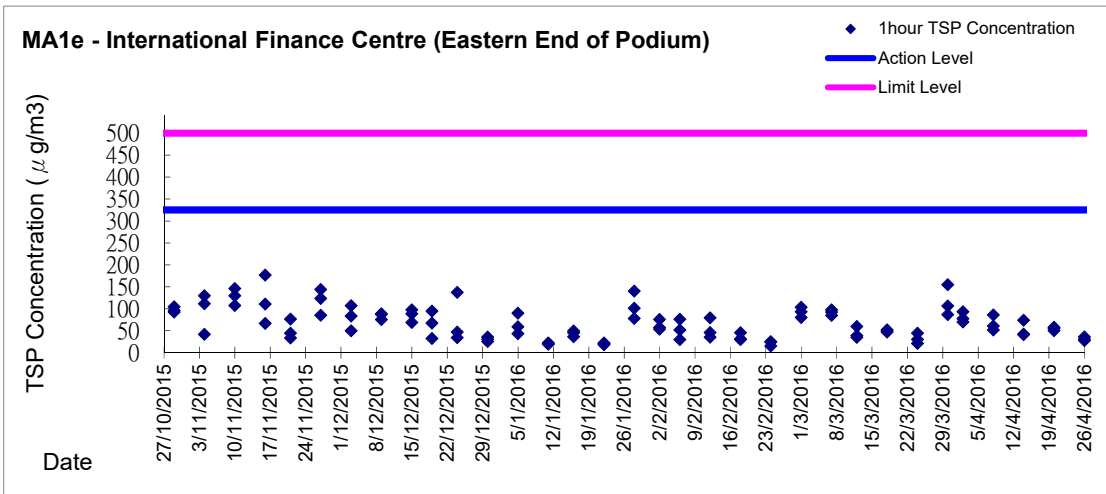
Date	Sampling Time	Weather Condition	Filter paper no.	Filter Weight, g		Elapse Time, hr		Sampling Time, hr	Flow Rate, m^3/min			Total Volume, m^3	TSP Level, $\mu\text{g}/\text{m}^3$
				Initial	Final	Initial	Final		Initial, Q_{si}	Final, Q_{sf}	Average		
29-Mar-16	8:00	Cloudy	014980	2.8093	2.9705	18533.03	18557.03	24.00	1.24	1.24	1.24	1784	90.4
1-Apr-16	8:00	Cloudy	014863	2.8371	2.9323	18560.09	18584.09	24.00	1.23	1.23	1.23	1775	53.6
7-Apr-16	8:00	Cloudy	014968	2.8070	2.8875	18587.09	18611.09	24.00	1.23	1.23	1.23	1767	45.6
13-Apr-16	8:00	Rainy	015111	2.7628	2.8167	18614.09	18638.09	24.00	1.23	1.23	1.23	1767	30.5
19-Apr-16	8:00	Cloudy	015143	2.8014	2.8742	18641.09	18665.09	24.00	1.23	1.23	1.23	1776	41.0
25-Apr-16	8:00	Rainy	015240	2.7947	2.8493	18668.09	18692.09	24.00	1.22	1.22	1.22	1760	31.0

Report on 1-hour TSP monitoring

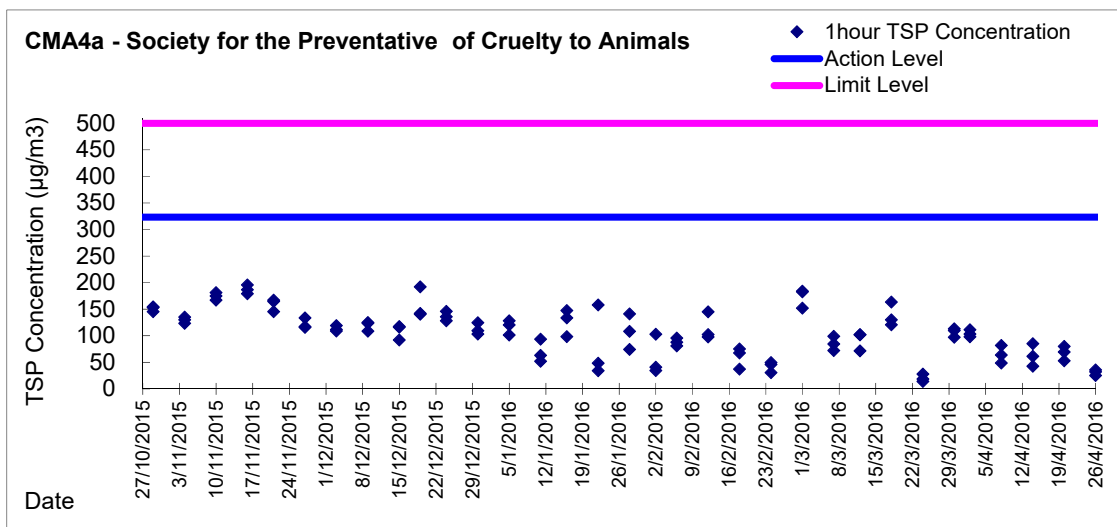
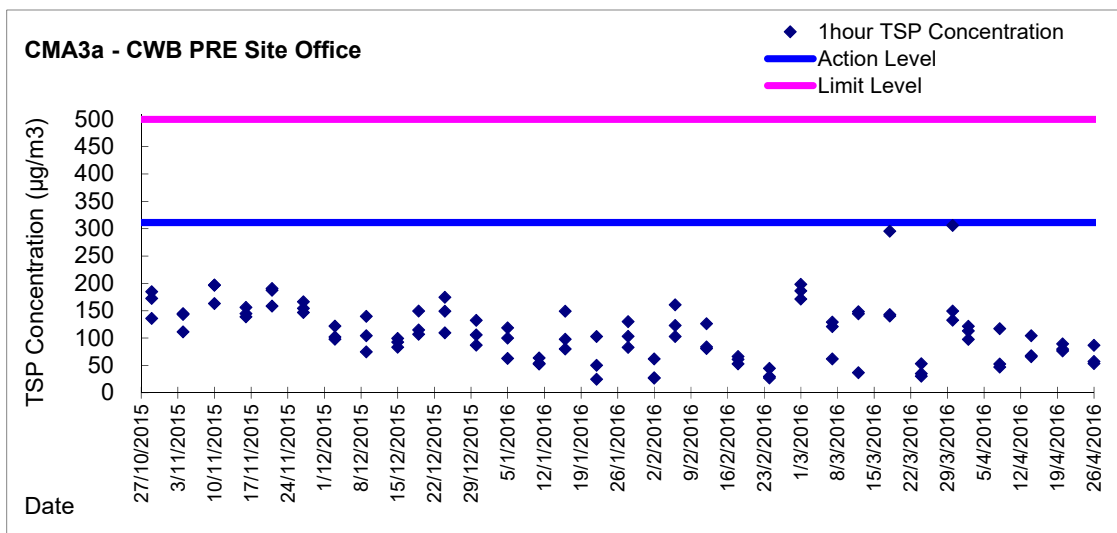
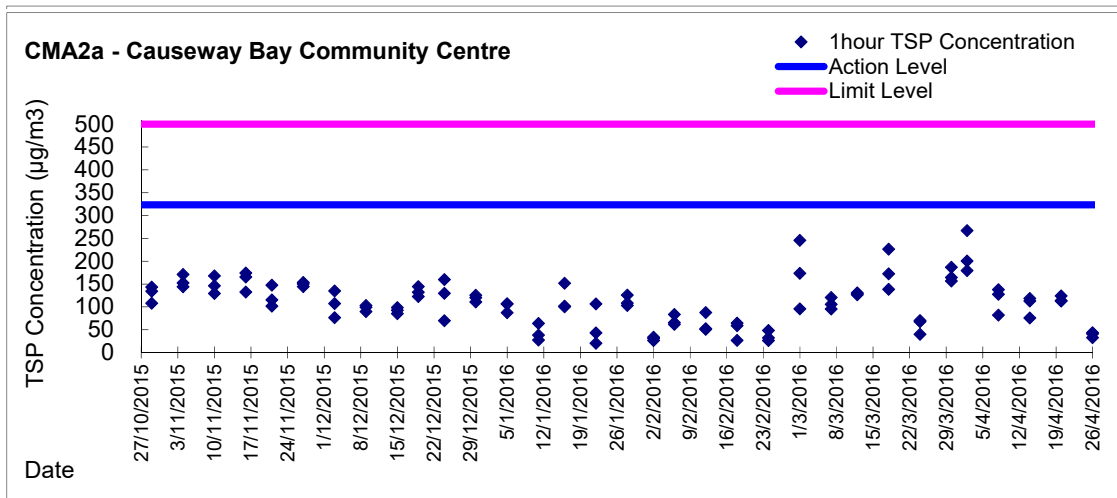
Action Level ($\mu\text{g}/\text{m}^3$) - 325.1
Limit Level ($\mu\text{g}/\text{m}^3$) - 500

Date	Sampling Time	Weather Condition	Filter paper no.	Filter Weight, g		Elapse Time, hr		Sampling Time, hr	Flow Rate, m^3/min			Total Volume, m^3	TSP Level, $\mu\text{g}/\text{m}^3$
				Initial	Final	Initial	Final		Initial, Q_{si}	Final, Q_{sf}	Average		
30-Mar-16	8:05	Cloudy	014977	2.8040	2.8116	18557.09	18558.09	1.00	1.24	1.24	1.24	74	102.4
30-Mar-16	9:07	Cloudy	014974	2.8110	2.8199	18558.09	18559.09	1.00	1.24	1.24	1.24	74	120.0
30-Mar-16	10:09	Cloudy	014971	2.8045	2.8119	18559.09	18560.09	1.00	1.24	1.24	1.24	74	99.7
2-Apr-16	8:05	Cloudy	015060	2.7660	2.7745	18584.09	18585.09	1.00	1.23	1.23	1.23	74	114.8
2-Apr-16	9:07	Cloudy	015083	2.7854	2.7944	18585.09	18586.09	1.00	1.23	1.23	1.23	74	121.6
2-Apr-16	10:09	Cloudy	015086	2.7744	2.7826	18586.09	18587.09	1.00	1.23	1.23	1.23	74	110.8
8-Apr-16	8:30	Cloudy	014966	2.7943	2.8001	18611.09	18612.09	1.00	1.23	1.23	1.23	74	78.8
8-Apr-16	9:33	Cloudy	015118	2.8073	2.8139	18612.09	18613.09	1.00	1.23	1.23	1.23	74	89.7
8-Apr-16	10:39	Cloudy	015114	2.7822	2.7845	18613.09	18614.09	1.00	1.23	1.23	1.23	74	31.3
14-Apr-16	8:05	Cloudy	015168	2.8458	2.8524	18638.09	18639.09	1.00	1.23	1.23	1.23	74	89.6
14-Apr-16	9:07	Cloudy	015149	2.7959	2.7995	18639.09	18640.09	1.00	1.23	1.23	1.23	74	48.9
14-Apr-16	10:09	Cloudy	015146	2.8123	2.8162	18640.09	18641.09	1.00	1.23	1.23	1.23	74	53.0
20-Apr-16	8:05	Cloudy	015166	2.8253	2.8295	18665.09	18666.09	1.00	1.23	1.23	1.23	74	56.8
20-Apr-16	9:07	Cloudy	015108	2.7734	2.7803	18666.09	18667.09	1.00	1.23	1.23	1.23	74	93.4
20-Apr-16	10:09	Cloudy	015244	2.8096	2.8149	18667.09	18668.09	1.00	1.23	1.23	1.23	74	71.7
26-Apr-16	8:05	Cloudy	015237	2.8212	2.8233	18692.09	18693.09	1.00	1.22	1.22	1.22	73	28.7
26-Apr-16	9:08	Cloudy	015234	2.8218	2.8233	18693.09	18694.09	1.00	1.22	1.22	1.22	73	20.5
26-Apr-16	10:19	Cloudy	015231	2.8159	2.8174	18694.09	18695.09	1.00	1.22	1.22	1.22	73	20.5

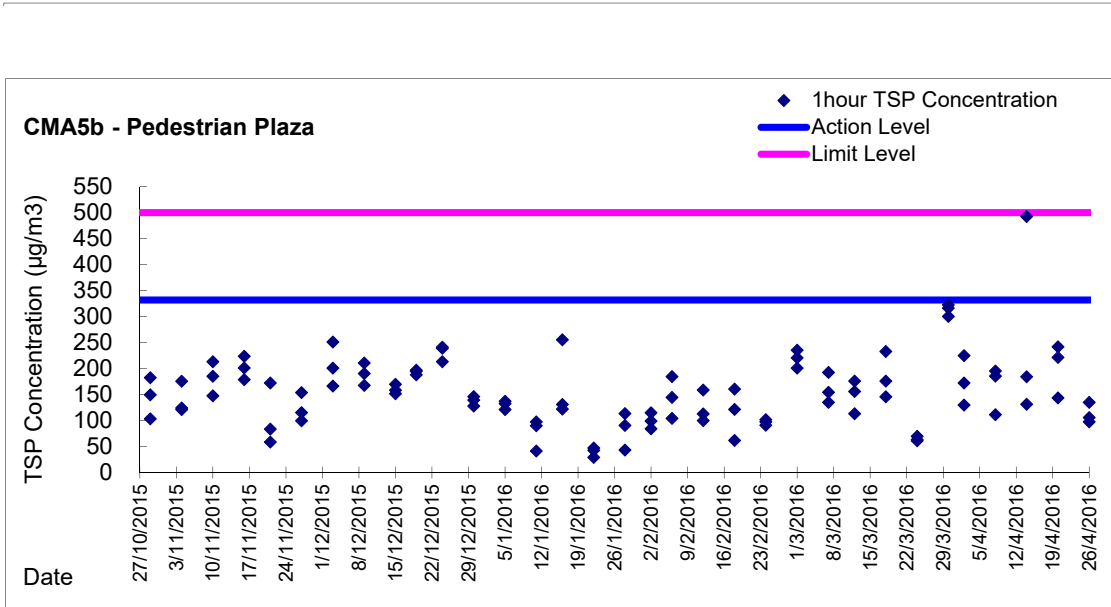
Graphic Presentation of 1 hour TSP Result



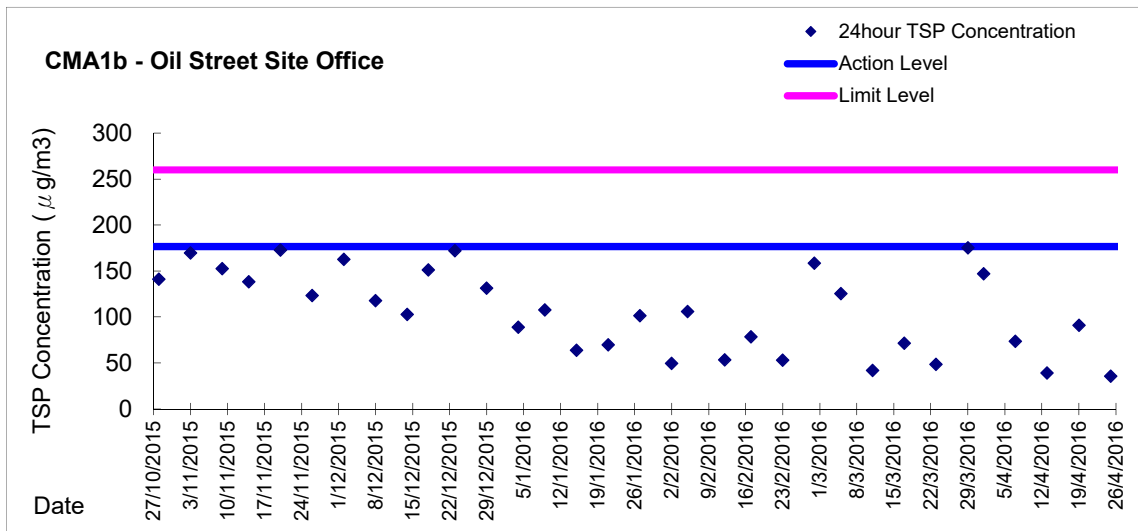
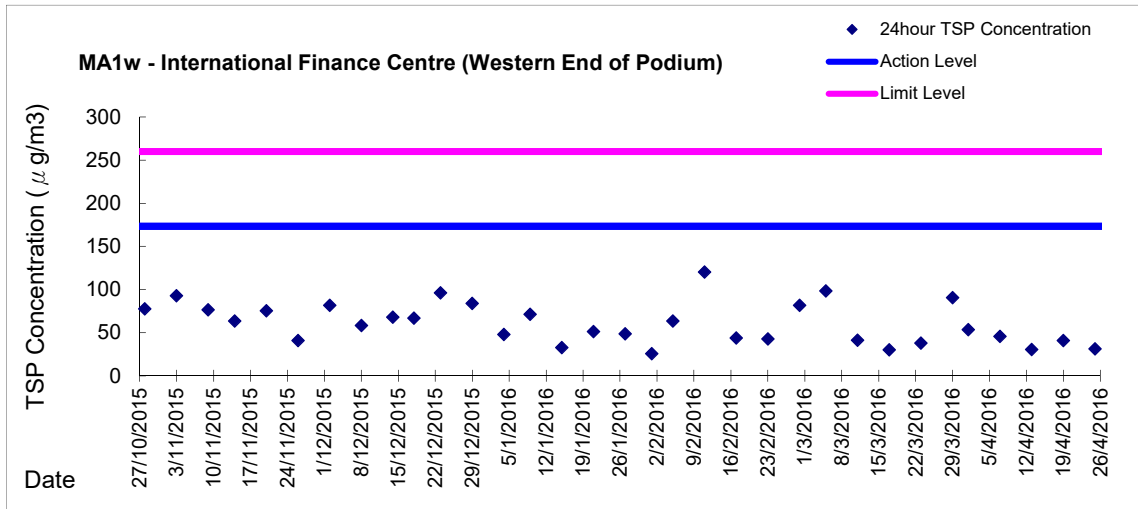
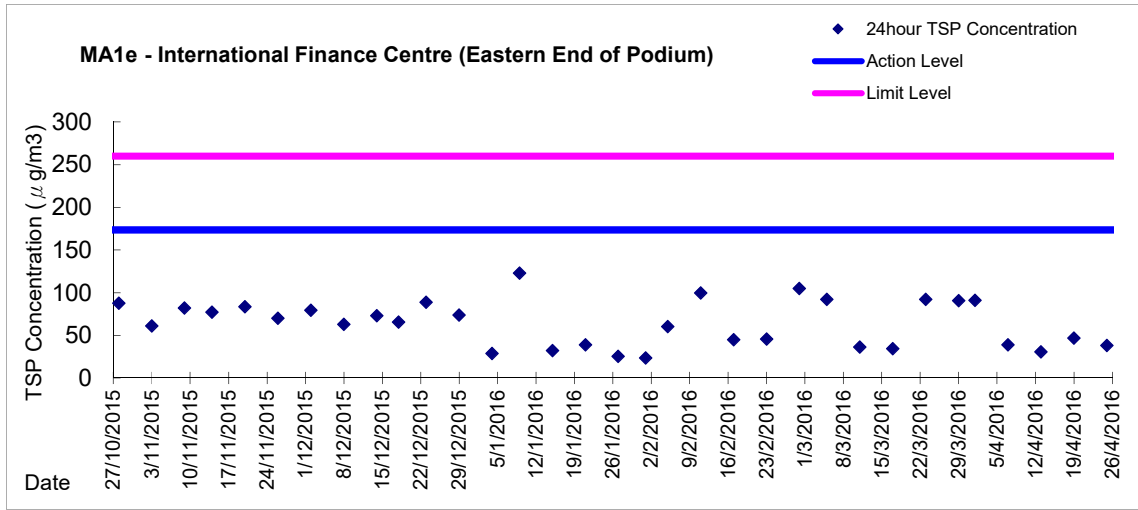
Graphic Presentation of 1 hour TSP Result



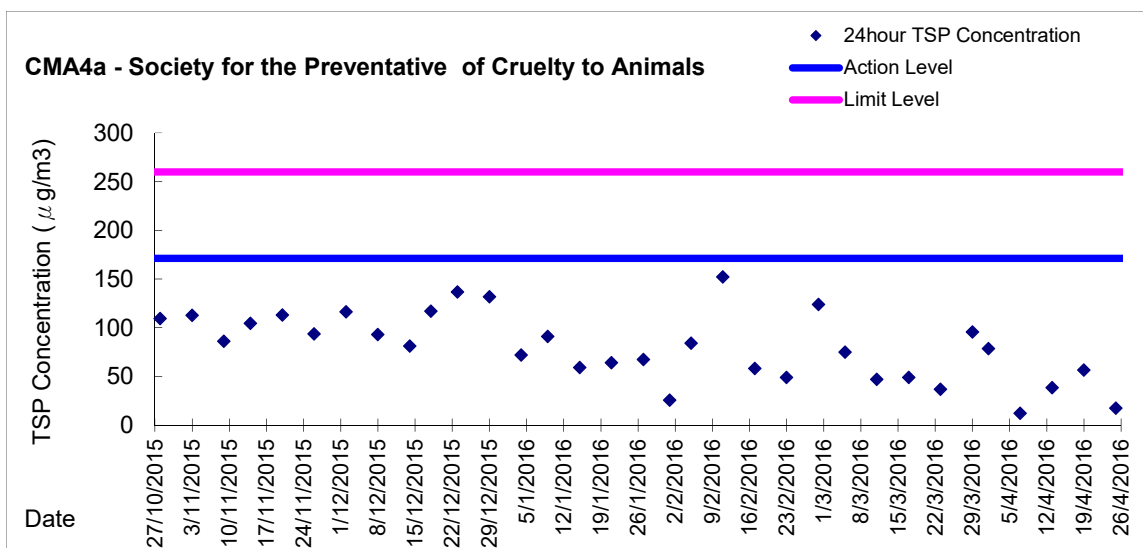
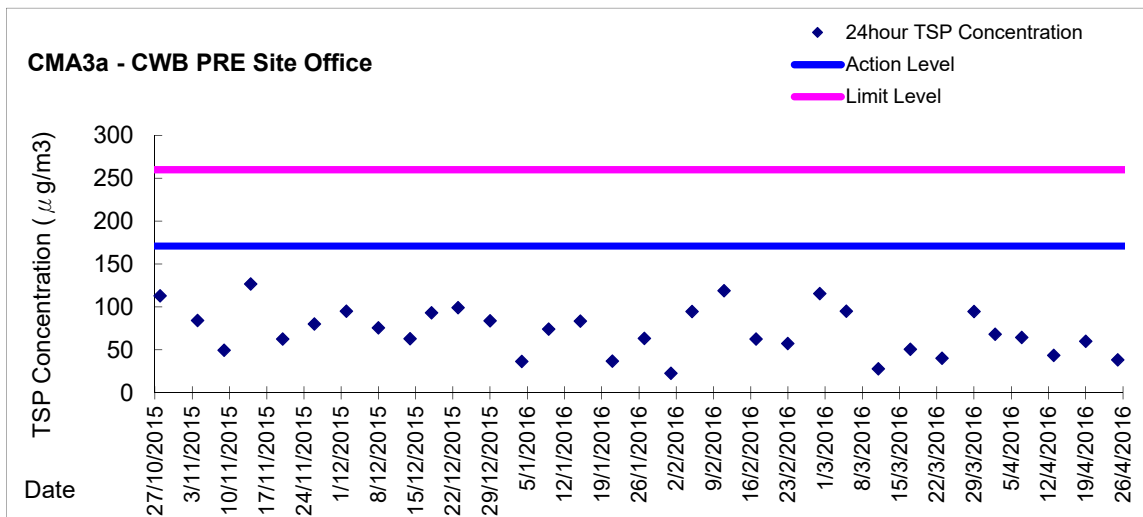
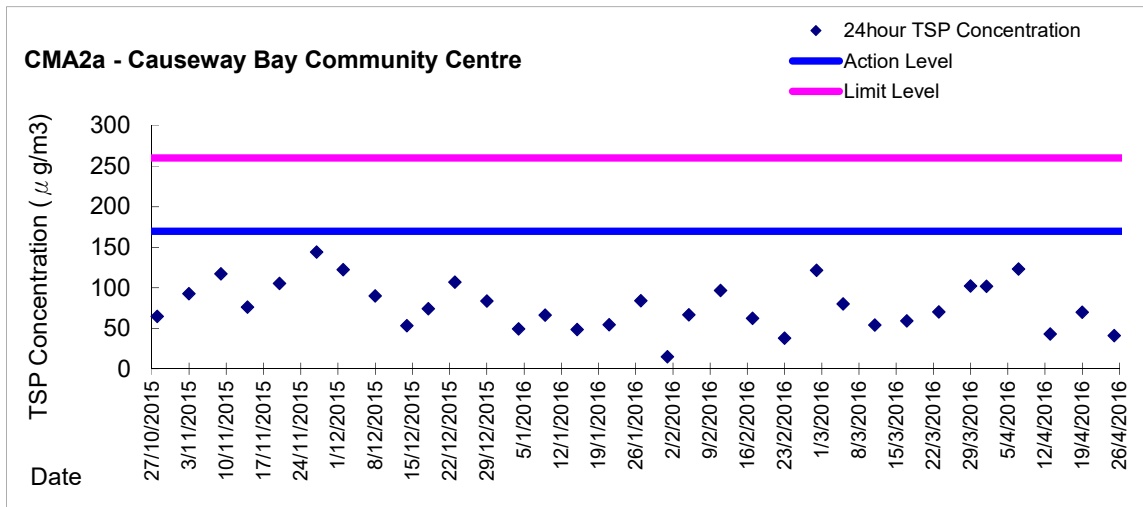
Graphic Presentation of 1 hour TSP Result



Graphic Presentation of 24 hour TSP Result



Graphic Presentation of 24 hour TSP Result



Graphic Presentation of 24 hour TSP Result

